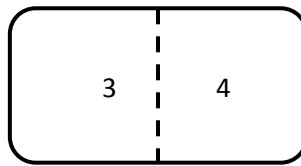
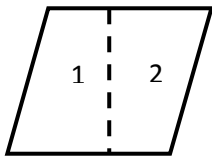


Name _____


Date _____

Making Two-Dimensional Shapes - Independent Practice

1.




Write the number on the pieces below that fit into the shapes above.



A



B

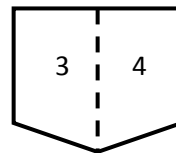
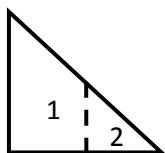


C

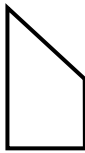


D

2.



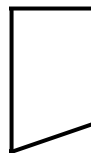
Write the number on the pieces below that fit into the shapes above.



A



B

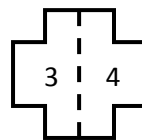
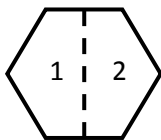


C

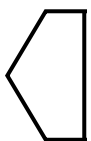


D

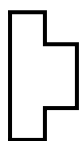
3.



Write the number on the pieces below that fit into the shapes above.



A



B



C



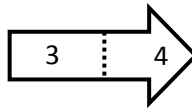
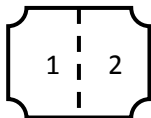
D



Name _____

Date _____

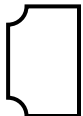
4.



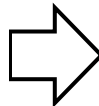
Write the number on the pieces below that fit into the shapes above.



A



B

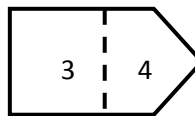



C




D


5.



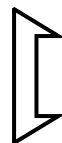
Write the number on the pieces below that fit into the shapes above.



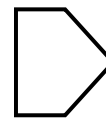
A



B

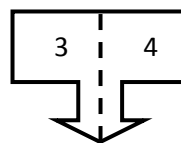
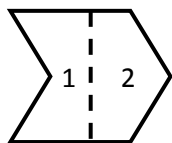


C

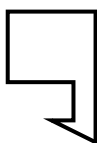


D

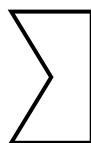
6.



Write the number on the pieces below that fit into the shapes above.



A



B

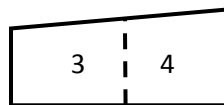
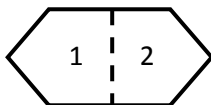


C



D

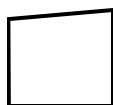
7.



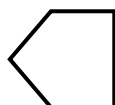
Write the number on the pieces below that fit into the shapes above.



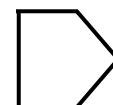
A



B



C



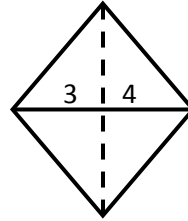
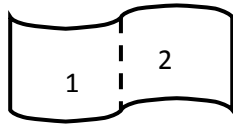
D




Name _____

Date _____

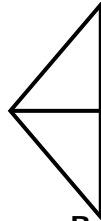
8.



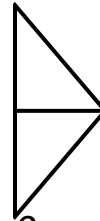
Write the number on the pieces below that fit into the shapes above.



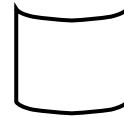
A



B

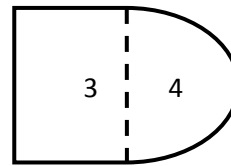
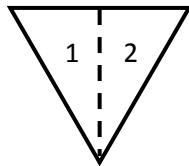


C




D

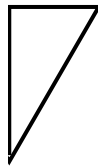
9.



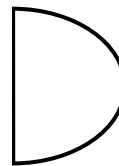
Write the number on the pieces below that fit into the shapes above.



A



B


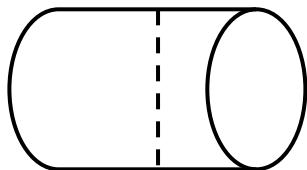


C



D

10.



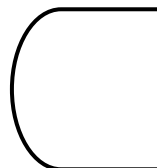
Write the number on the pieces below that fit into the shapes above.




A



B



C



D

